




J&H Equipment, Inc. Get The Most Out of Your Screening Machine



J&H STATIC BODY SIDE-FED (SBS) FEEDER

FEATURES:

- New and improved drive assembly
- Removable side access doors for ease of maintenance
- Improved drive seals
- Directly affixes to any J&H screening machine
- Lateral or center feed-er options available



- The SBS Feeder has a direct drive linear vibrating pan incased in a static body, which allows equal and uniform distribution to the whole width of the screening machine.
- The vibrating pan and plunging deflectors are adjustable to meet the needs of the flow of material.
- The feeder is equipped with both side and top doors for quick access and simple inspections.
- Can be retrofitted to replace any previous J&H feeder model with no chute or mount modifications required.
- The SBS Feeder is installed with JHV 1800 vibrators which generate higher amplitude at a low energy consumption.
- A improved buffer design featuring a hollow core gives this feeder a longer life and more action.
- Available in J&H standard corrosion resistant industrial powder coat and our newest severe duty powder coat for toughest applications.



(Interior adjustable vibrating distribution)



The J&H Feeder can be your solution to increasing screen efficiency.

J&H Equipment Inc. • 140 Sunshine Way • Alpharetta, GA 30005 •

(770) 992-1606 • Fax (770) 992-1983

Web Site: www.jhequipment.com